

KEMMLIT[®] vanity units



Vanity units – for the highest expectations Page 3

NOVIS® – modular and reduced Page 4

Type W HPL – sturdy and flexible Page 6

Type W Bambino – shapes and colours suitable for children Page 7

Type W ALPHA – monolithic design Page 8

Type W OMEGA – smooth and shapely Page 8

Base unit cupboards for vanity units Page 10

Complementary products and accessories Page 11

KEMMLIT – ten good reasons Page 11



Vanity units | for the highest expectations

Whether in hotels or restaurants, camp sites or swimming pools, industry or commerce, schools, nursery schools, public buildings, museums, theatres or galleries: sanitary fittings are the calling cards of any property.

With the creative and sophisticated modules by KEMMLIT vanity units can be arranged to suit the property in question.

As a partner to architects and planners, KEMMLIT concentrates its attention on sanitary facilities. Each component is perfectly coordinated in terms of dimensions and aesthetic impact and is custom-made.

This ensures that the room reflects the personal style of the designer or the architect – simply to meet the highest expectations!

NOVIS® | modular and reduced



Designed by architects for architects.

The NOVIS model, with its purist, minimalist shapes, is made of high quality mineral material and is characterised by its clean edges and perfect geometry.

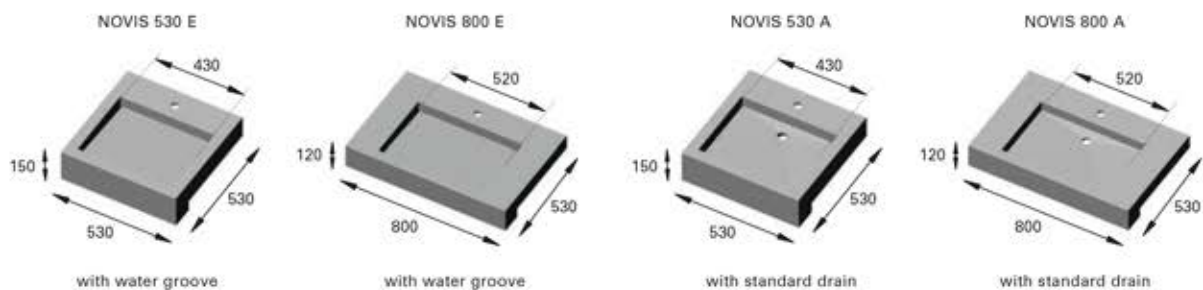
The wall hung vanity unit is available in to different sizes – square with innovative water groove or as an alternative with standard drain.

Thanks to the supports on both sides, made of mineral material, the vanity unit can be extended with additional washbasins flexibly and in a modular fashion. On request space saving base cupboards can be integrated.

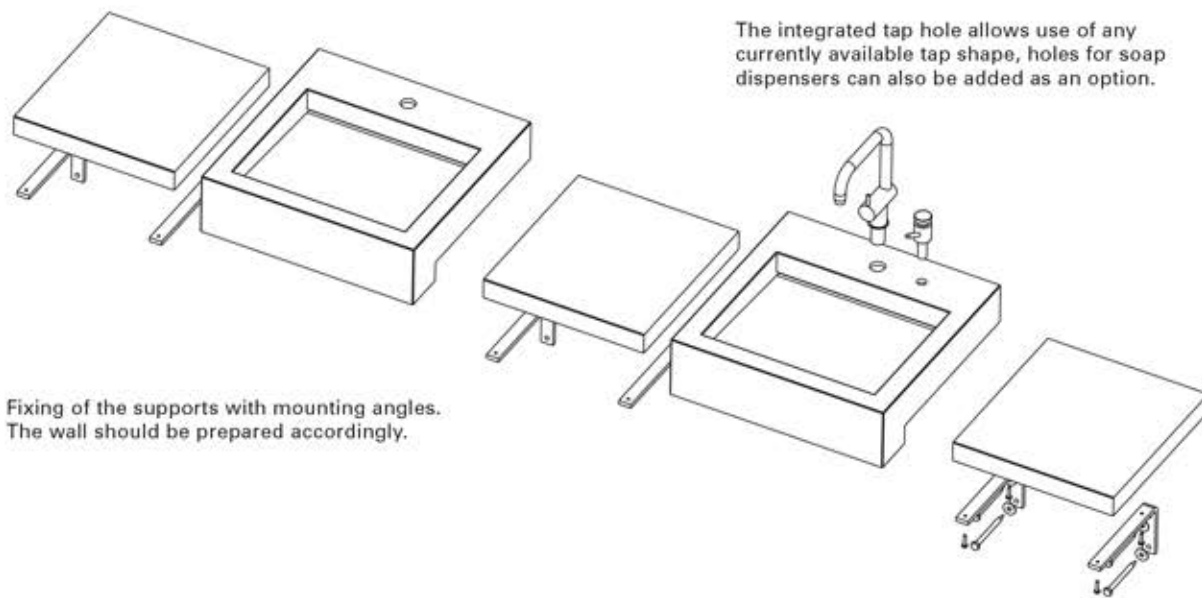
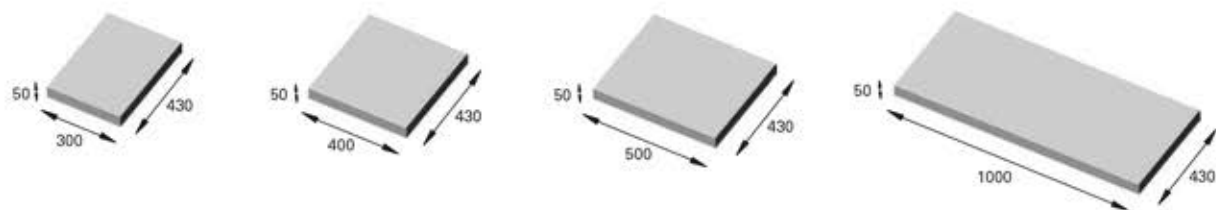


Technical data:

Washbasins




Supports



Fixing of the supports with mounting angles. The wall should be prepared accordingly.

Colours:



The above colours apply to the supports and may slightly differ from the original colour due to reprographic reasons. The washbasins are always white.

Type W HPL | sturdy and flexible

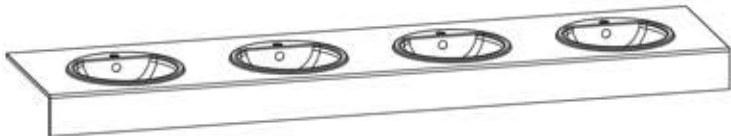


The type W vanity unit made of solid grade laminate HPL panels is absolutely water-proof, fungus resistant and easy to clean. Thanks to a special coating, the surface has increased scratch and abrasion resistance.

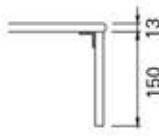
The vanity unit is available in different versions and colours, with aluminium face panels or HPL face panels. Available on request with integrated cut-outs, handles, towel rails, cleansing tissue dispenser, cupboards and other refined touches. Flexibility is virtually unlimited. Ideal for public and commercial toilet facilities.

The washbasins are made of mineral material or enamel and are a perfect fit, complementing the HPL surface perfectly.


Technical data:


















HPL face panels



Aluminium face panels (perforated)



HPL-Colours:

							
crystal white 9108	granite white 9108P	light grey 7208	quartz grey 7708	graphite 7808	silver 7408	royal blue 5808	logoon blue 5408
							
sahara yellow 1608	corn yellow 1708	candy orange 2208	tornado red 3508	garnet red 3708	glacier green 6608	emerald green 6208	

Due to reprographic reasons, the colours shown may differ slightly from the original colour. They apply to type W HPL, type W Bambino as well as to base unit cupboards (see page 10).

Type W Bambino | shapes and colours suitable for children

Vanity units by KEMMLIT set the benchmark: with exemplary ergonomics, a wide range of colours and shapes, easy to clean and sturdy.

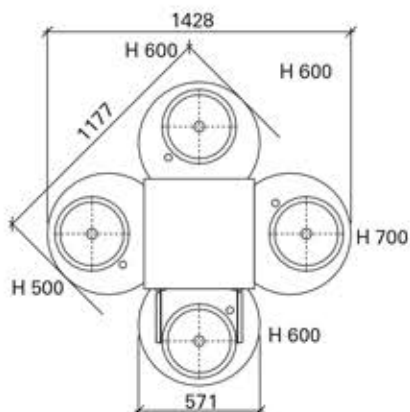
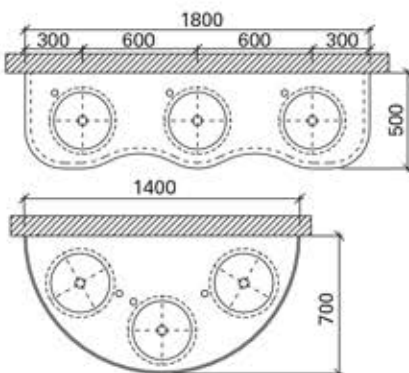


Vanity units that grow with the children: the variable heights of the system enable all children to use the facility with ease, no matter their size. Because the vanity units jut out into the room, several children can use the facilities simultaneously – up to six washbasins are possible.

Shapes to match your room layout: custom-made, wall hung vanity unit solutions suitable for children – up to four washbasins are possible.

The HPL vanity units are fitted with seamlessly integrated white washbasins made of high quality mineral material. The face panels are made of perforated aluminium, and can be colour-coordinated to suit the sanitary facility.

Technical data:



Face panel and profile colours*:



white

02

manhattan

05

dark blue

04

red

11

yellow


10

green

13

Due to reprographic reasons, the colours shown may differ slightly from the original colour. They apply to face panels, profiles and accessories.

** for HPL colours please refer to colours on page 6.*



Vanitory units | base unit cupboards

KEMMLIT-base unit cupboards made of HPL can be ideally combined with ALPHA, OMEGA and type W HPL vanity units, being elegantly integrated underneath the vanity units for the efficient use of space. Wall hung or on a plinth with the option of stainless steel or HPL front panels.

Single door cupboards depth 535 mm, 430 mm, height 500 mm, 550 mm



WUA 11 L/ WUA 11 R
Cupboard with swing door and door handle
widths 400, 500, 600 mm
(NOVIS 530 mm)



WUA 12 L/ WUA 12 R
Cupboard with swing door and lock
widths 400, 500, 600 mm



WUA 13 L/ WUA 13 R
Cupboard with swing door and door handle.
Stainless steel slot flap and hamper coated white
widths 400, 500, 600 mm



WUA 14 L/ WUA 14 R
Cupboard with swing door and lock.
Stainless steel slot flap and hamper coated white
widths 400, 500, 600 mm

Two-tier cupboards depth 535 mm, 430 mm, height 500 mm, 550 mm



WUA 21
Cupboard with 2 swing doors and door handle
widths 800, 1000, 1200 mm
(NOVIS 800 mm)



WUA 22
Cupboard with 2 swing doors and lock
widths 800, 1000, 1200 mm



WUA 23 L/ WUA 23 R
Cupboard with 2 swing doors and door handle.
Stainless steel slot flap and hamper coated white
widths 800, 1000, 1200 mm



WUA 24 L/ WUA 24 R
Cupboard with 2 swing doors and lock.
Stainless steel slot flap and hamper coated white
widths 800, 1000, 1200 mm

Cupboards with pullout depth 535 mm, height 500 mm, 550 mm



WUA 31
Cupboard with pullout and door handle.
Hamper coated white
widths 400, 500, 600 mm



WUA 32
Cupboard with pullout and lock.
Hamper coated white
widths 400, 500, 600 mm



WUA 33
Stainless steel bin extractable fixed underneath the vanity unit
widths 410 mm, height 460 mm

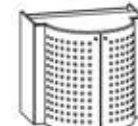
Single door cupboards depth 285 mm, height 500, 550 mm



WUO 11 L/ WUO 11 R
Cupboard with swing door and door handle
widths 400, 500, 600 mm



WUO 12 L/ WUO 12 R
Cupboard with swing door and lock
widths 400, 500, 600 mm



WUO 21
Cupboard with stainless steel swing doors and door knob
width 600 mm

Two-tier cupboards depth 285/535 mm, height 550 mm

Cupboards with pullout depth 285 mm, height 500, 550 mm



WUO 31
Cupboard with pullout and door handle.
Hamper coated white
widths 400, 500, 600 mm




WUO 32
Cupboard with pullout and lock.
Hamper coated white
widths 400, 500, 600 mm



WUO 33
Stainless steel bin extractable fixed underneath the vanity unit
widths 410 mm, height 460 mm

Face panels height 500, 550 mm



WUA 41+WUO 41
Face panel
width 200 up to 1200 mm



WUA 42+WUO 42
Face panel with cut-out for siphon
width 200 up to 1200 mm



WUA 43+WUO 43/L+R
Infill panel left/right
width 50 up to 200 mm



WUA 44+WUO 44/L+R
Side panel left/right

Plinth panels



WUA 51+WUO 51
Plinth with face panel



WUA 51 L+WUO 51 L
Plinth with left end panel



WUA 51 R+WUO 51 R
Plinth with right end panel



WUA 51 R/L+WUO 51 R/L
Plinth with two end panels

Carcass colour always white. Front and side panels according to colour concept shown on page 6.

Vanity units | complementary products and accessories

Accessories from KEMMLIT are the ideal addition to the vanity units. From soap dispensers to lighted mirrors, KEMMLIT offers high quality and functional accessories. For a harmonising room concept from one source!



Soap dispenser, chrome-plated SF51



Soap dispenser Kiga Nova, chrome-plated



Soap dispenser, stainless steel



Waste bin, stainless steel or white coated steel



Waste bin, stainless steel



Paper dispenser, stainless steel



Cut-out round Ø 140 mm or oval 200 x 60 mm, with optional cleansing tissue dispenser



Mirror model LINEA 500 x 850 mm



Mirror model LUCE 500 x 850 mm

KEMMLIT | ten good reasons

1. 125 years of experience and market leadership
2. extensive product range
3. product innovation with top design
4. top quality in terms of material and processing
5. harmonising solutions
6. individual consulting service by professional sales representatives
7. quick quotation processing
8. prompt and on-schedule delivery
9. professional installation on site
10. one-stop service

For further information: www.kemmlit.com

Individual
sanitary fittings
by KEMMLIT

For example:

Changing cubicles
Toilet cubicles
Shower cubicles
Locker systems
Vanity units
Shelving
Bench seating
Baby changing stations
Doors and frames
Accessories

Kemmlit UK

Bays Platt, Skirmett,
Henley-on-Thames,
Oxfordshire RG9 6TD
United Kingdom

Tel: +44(0)1491 638606
Fax: +44(0)1491 638072
www.kemmlituk.com
info@kemmlituk.com

